

Developer



Office :  
4, Santoshbaug, B/h. Azure Complex,  
Opp. Nagri Hospital, Ellisbridge, Ahmedabad-06.  
email : [contact@shethdevelopers.in](mailto:contact@shethdevelopers.in)  
[www.shethdevelopers.in](http://www.shethdevelopers.in)

Contact

+91 77780 44455/66

Architect



Structure Eng.

Achal Parikh

Legal Adviser

K.Nanavati & Gandhi Associates.

#### DISCLAIMER

The developers reserve the right to change plans, specifications, amenities and features without prior notice or obligation, at their sole discretion and subject to approval of Government authorities. Specification, write-ups, layouts, plans and pictures shown in the booklet are only indicative. All rendering pictures and maps are the artist's conception and not actual depiction of the building, roadways or landscaping.

BECAUSE  
IT MATTERS!!!



SHETH CORPORATE  
T O W E R



**WHERE  
YOU SIT,  
IT MATTERS !!!**

Most people are afraid to take action. Sure, they have ideas, but they don't do anything about it. It's scary to go down that path, which is why so few do. In the end, you have to determine what kind of life you want to live: one of mediocrity, or one of greatness? If your answer is the latter then sit on that great chair of progressive thinking and envision your success with others too. At Sheth Corporate, make it a reality.



**SHETH CORPORATE**  
T O W E R





**WHERE  
YOU ARE LOCATED,  
IT MATTERS !!!**

**& why heart of the city ???**

- 10 min from C.G. Road
- 05 min from Ashram Road
- 10 min from Nehru Bridge
- 05 min from Ellisbridge
- 05 min from Law Garden



**SHETH CORPORATE  
TOWER**





WHEN  
YOU WALK IN,  
IT MATTERS !!!

Most of us need something not to walk away from. We know you'll think this is crazy, but all we want to do is hold you. To show you around. To make you feel comfortable. To make you feel belonged. When you walk into the spectacular edifice of Sheth Corporate; it's really difficult to walk out.



SHETH CORPORATE  
T O W E R



# WHEN YOU ARE CHALLENGED, IT MATTERS !!!

Challenge defines Growth. Every organization has its own set of challenges to face but what differentiates these organizations is how they face them and conquer its goal. At Sheth Corporate Tower, our challenge is to give you the perfect design and space, where you feel spirited and uplifted to face yours ...to conquer your goal... Successfully!!!



**SHETH CORPORATE**  
T O W E R





# WHERE YOU GROW, IT MATTERS !!!

In business, positive growth is all that matters the most. Keeping this aspect of positive vibrations in mind, we have designed the building as per norms of Vaastu, so that you can benefit the most and keep growing.... Positively!!!



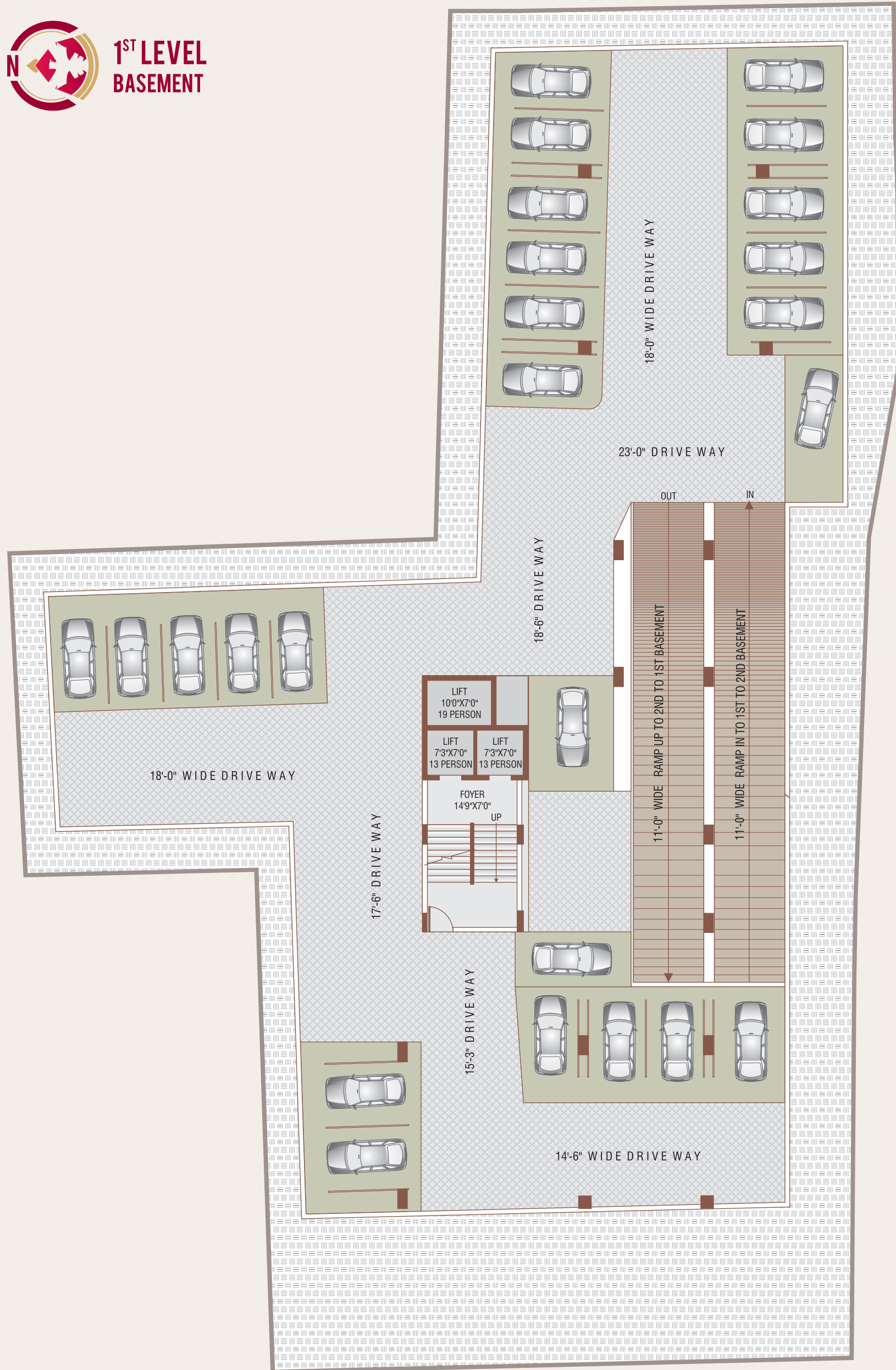
**SHETH CORPORATE**  
T O W E R



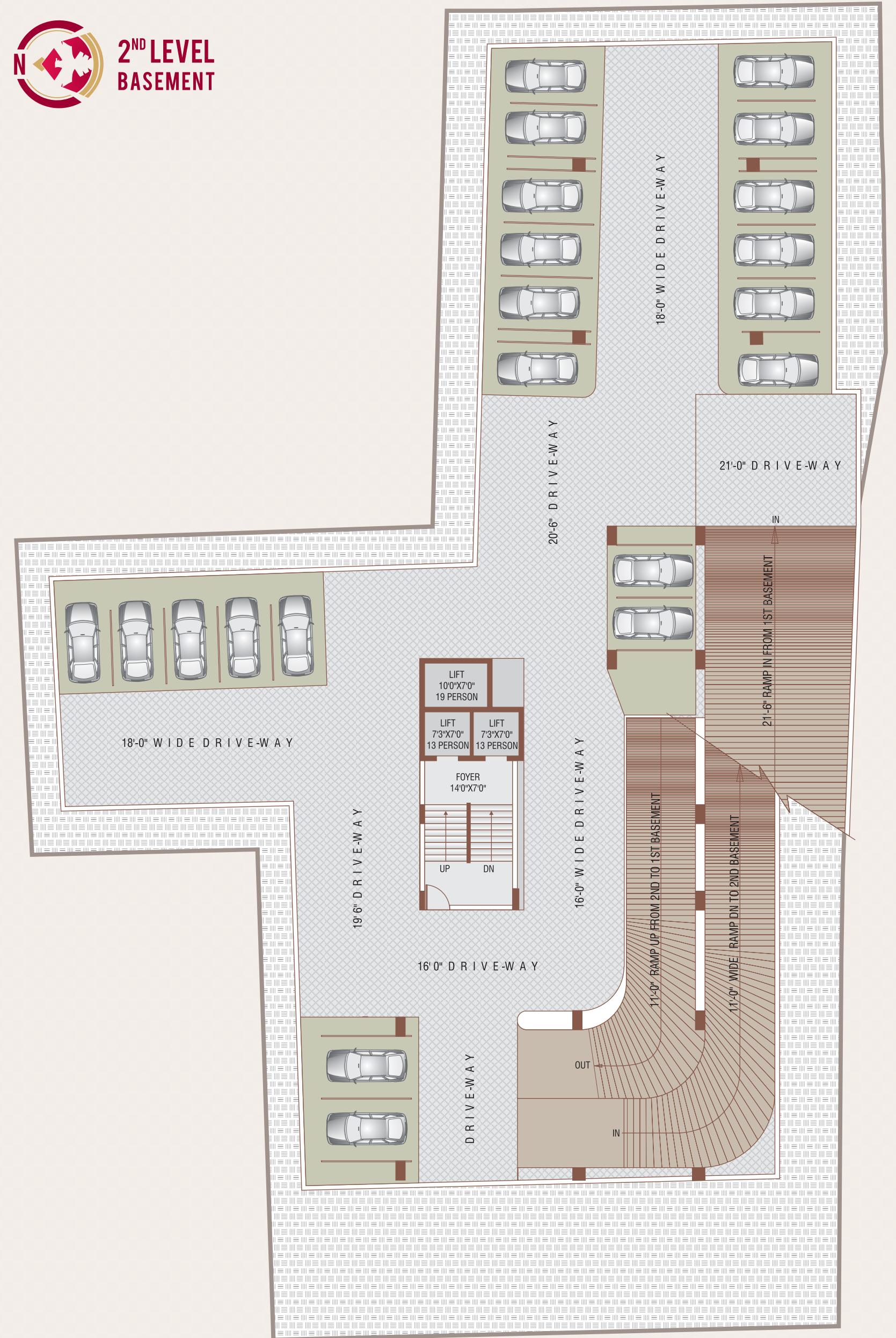




**1<sup>ST</sup> LEVEL  
BASEMENT**




**2<sup>ND</sup> LEVEL  
BASEMENT**





**GROUND FLOOR PLAN**



**1<sup>ST</sup> FLOOR PLAN**





 2<sup>ND</sup> TO 14<sup>TH</sup>  
LEVEL PLAN







## WHAT YOU EXPECT, IT MATTERS!!!

### FLOORING

Office : 2 x 2 Vitrified Matt Finish | Common Passage.  
on each floor : Granite / Vitrified Tiles Matt finish.  
Foyer Lobby : Italian Marble with attractive Design.

### OFFICE INTERIOR

Intercom System | Split A/C Provision only | Branded Sanitary ware  
& C.P fittings | Fire Resistant Copper concealed wiring with modular  
switches, Havells/Equivalent | Distribution board with MCB & ELCB  
Branded fittings and fixtures.

### ENTRANCE LOBBY

Elegantly designed air conditioned entrance foyer.  
Reception and waiting area having ample natural  
ventilation with wi-fi connectivity.

### GENERAL

Reception Lobby with Wi-Fi connectivity | 24 hrs water  
supply | Society Office, Design compliant with national  
Building code (NBC) Separate Drivers room with toilet / W.C.

### SECURITY

Controlled boom barriers access into central courtyard with  
vehicle scanning | CCTV for all Common areas & Parking areas  
| Automatic fire detection and sprinklers in passages | Panic alarm  
on each floor | Round the clock Security by Professional Agency  
| Separate Security Cabin with 24 hours Security.

### ELEVATION FEATURES

Imposing Glass Facade | Cladding | Special Night Light effect.



**SHETH CORPORATE**  
T O W E R



# WHAT YOU GET, IT MATTERS !!!




GYMNASIUM



WI-FI ENABLE  
FOYER AREA



EARTHQUAKE RESISTANCE  
STRUCTURE



HIGH SPEED  
3 LIFTS



TWO LEVEL BASEMENT  
MECHANICAL PARKING



3 LAYER SECURITY



ROOF TOP CAFE



RAIN WATER  
HARVESTING SYSTEM



FIRE SAFETY



24X7 WATER SUPPLY



**SHETH CORPORATE**  
TOWER







## WHERE YOU RELAX DURING WORK, IT MATTERS !!!

It's a good idea always to do something relaxing with work. Relaxation and work go hand in hand at Sheth Corporate. Our Rooftop Café is a buzzing place with all the informal designs to keep you toned down and recharge you for the work ahead. What's more we have well equipped gymnasium in the premises too. Work-Life balance features aren't so good elsewhere, don't you agree?



**SHETH CORPORATE**  
T O W E R